


# SENTIMENTAL JOURNEYS

Shine the Tourist Traps: Make Your Own Mementos

by Steven James

Like *Montezuma's Revenge*, creative inspiration can strike without warning on the road. Here are a few ways to use travel keepsakes—coins, newspapers, cans, bottles—to create unique souvenirs that let you leave the coconut ashtrays and ALL I GOT WAS THIS LOUSY ... T-shirts in the gift shop.



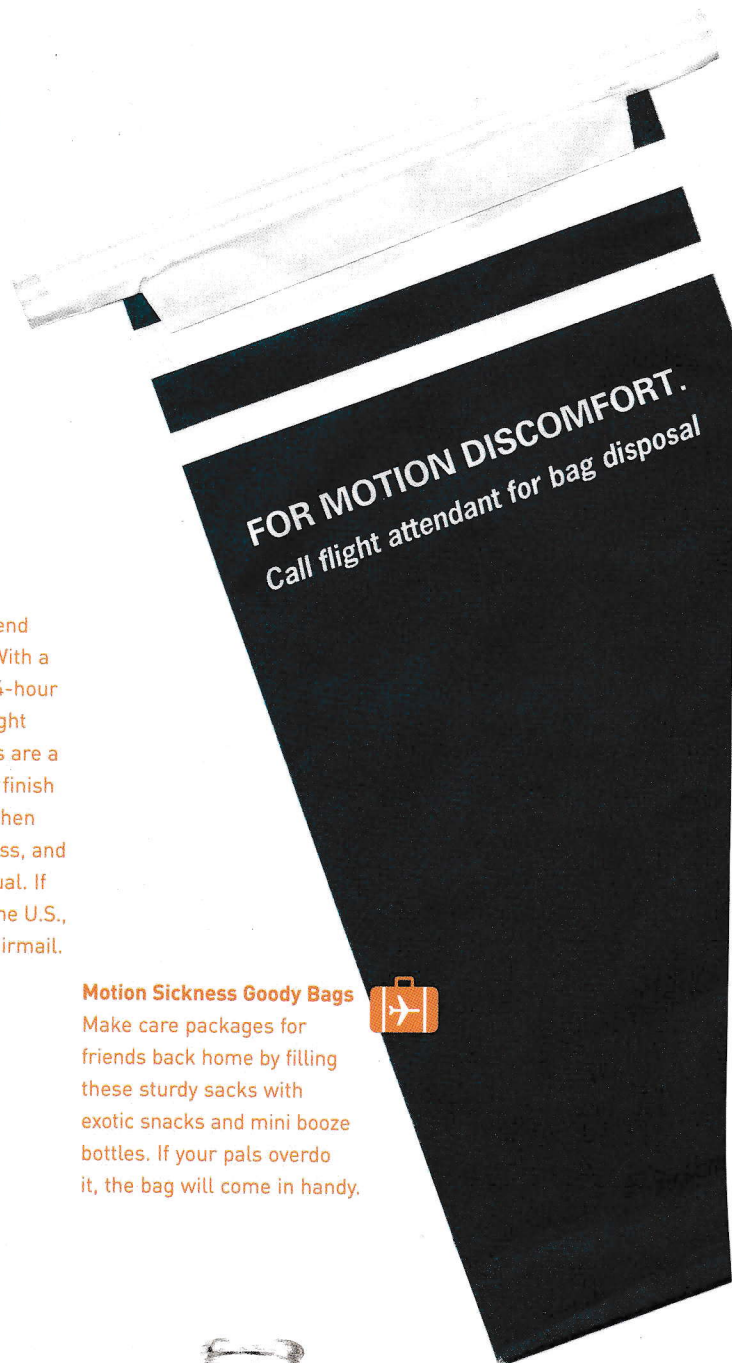


## Picture Perfect

Generic hotel cards send the wrong message. With a disposable camera, 24-hour developing, and the right postage, custom cards are a snap. Choose a matte finish to avoid fingerprints, then write your note, address, and stamp the back as usual. If mailing from outside the U.S., remember to send it airmail.



## Supermarket Sweep

Candy, soda, and other packaged goods are great overseas kitsch. Stow empties in your luggage to use as vases. Sake bottles are ideal for flower buds, and vegetable cans make great herb gardens.



## Motion Sickness Goody Bags

Make care packages for friends back home by filling these sturdy sacks with exotic snacks and mini booze bottles. If your pals overdo it, the bag will come in handy.

